

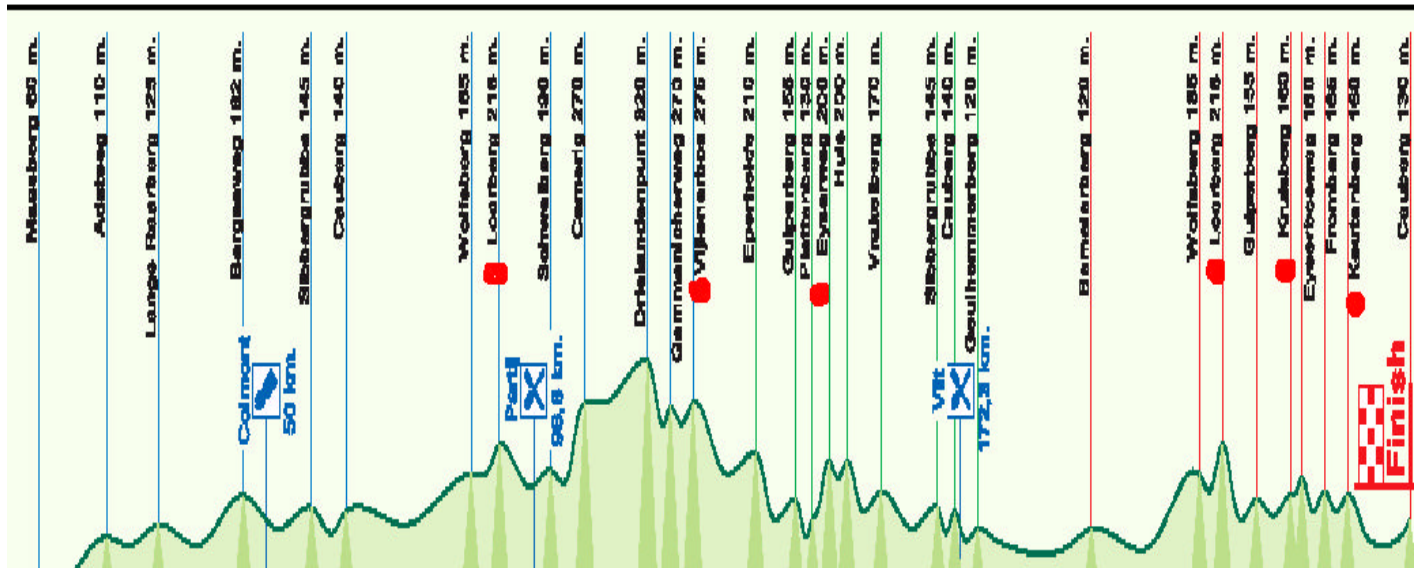
Nano-Technology - Energy-Patches

The tests described in this short overview are done to verify in practise of the found results of the multi-center studies on the working of the non-transdermal LifeWave-Patches.

For more details, please go to [//www.balliel.com/nano/patchestechology](http://www.balliel.com/nano/patchestechology) and read the overview and test-results.

To receive a test-set of the patches, mail to nano@balliel.com

Testimonial



Hybride Biking hills around NL-Maastricht (Course: Amstel Gold Race):

Status: 48 yrs., male, amateur, 15 – 20 hrs / weekly ,
fully nutritional balanced by individual scheme of supplements,
FDA-proof → for info, mail to pons@balliel.com

bike: Gazelle Golfo 22/32/42 to 11/12/13/16/18/22/26/32

speed: average 25 – 30 km/hr ;


low: 8 = Keutenberg / Eysers Bosberg;

medium: 34 MaasPlateau ;

high: 58 down-hill

Standard course includes *Loorberg, EysersBosBerg & Keutenberg*,
Additional depending on length course;

cross-country deviation also included



All test were done WITHOUT the advised phase of habitation on the patches, *
tuning body subject on natural magnetic pulsation was already done by magnet field
environment at subject's home (for more info magnetics@balliel.com).

**Best individual results were found on positions knee (see below), although
NOT used the advised acu-points ² (www.lifewave.com/patch_placement.asp)**

To compare and objectivate found results
the compared course(s) never changed,
always within same range of bio-rhythm (start: afternoon) [1 exception: test 9]
minimally 6 hours sleep / night,
always using the same bike,

the test-subject is always the same,
the personal kit of nutrition supplements used was the same,
a duo-test was done between 48 hrs to exclude bettering by training effects,
test to compare performance + patches with no-patches done within 24 hrs.

Variables: Weather conditions, psychological state (mind & mood)

Test 1:

april 23th , start 12:30 a.m. , headwind north, ~ 3 – 4 mtr/sec,
course normal time: 03:15 hrs → now 02:50 hrs

temp 15° C , shadowy



Removed after 40 hrs
→ rested during test 2

(Minimum expire-time 12 hrs)

Test 2:

april 24th , start 2:15 p.m. , low headwind, temp 20° C , sunny weather
Course extended for testing reasons by additional 30 km from MaasPlateau to
Aken / GER ; normal time 04:25 hrs → now 03:55 hrs



Removed after 40 hrs

(Minimum expire-time 12 hrs)

Test 3:

april 28th , afternoon, short “sprint” to check endurance en enforcement
of back, bottom en upper-leg muscles,
course: normal time 2:30 hrs → now 1:55 hrs



Removed after 35 hrs

(Minimum expire-time 12 hrs)

Test 4:

Better health condition:

Using patches on places with ***ancient*** inflammation, no training ,
but 6 hrs medium-heavy work in the garden
Removed after 30 hrs → bettering of mobility shoulders



3 different units training between 30th april 'till 3rd May 05

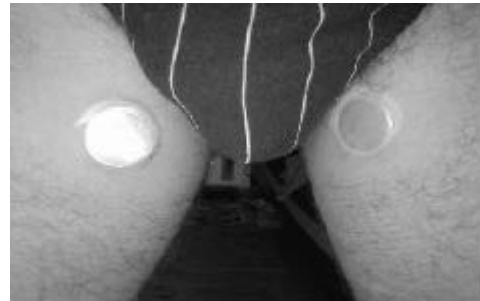
NO training units (stay in abroad) between 4th & 20th May 05

1 unit on 21st May 05

Test 5: 27th May 05

35° , headwind, accident in field-course

1:50 course in 1:30, patches on pain-points, but not on
acu-points → moderate side-effect,



Test 6: 29th May 05

Change of equipment:

From nowon wearing 3 ltr. liquid-bag

32° , moderate wind,
psychological side-effects: mood bad, mind bad,
3:15 course in 2:45 hrs



Test 7: 2nd June 05

To avoid wrong-positive results (bias)

Comparing 75-min-course without patches:
32° , wind: normal, ahead

By will increasing muscle-pressure on joints and enforcing performance to keep same 20 % better result as wearing the patches.

Result: average speed 28 km/hr, 58 min,
but negative physiological side-effects due to higher adrenaline-level because of performing under will and stress → kidney's, pancreas, medulla,
Further average pain in knee-joints and triceps / adductores femuri

Test 8: 3rd June 05

3:15 course in 2:50 hrs;
weather: start hot, stormy,
2nd & 3rd hour wet, windy, colder

First 75 min same as yesterday to compare performance wearing patches → 15 min faster **without** necessary enforcing and increasing pressure on joints and muscles. Phenomenously bettering of performance, especially **NO** fatigue clash on top of hill, e.g. *Loorberg / Keutenberg*



Test 9: 8th June 05

To avoid wrong-positive results (bias)

Comparing **2:15-min**-course without patches:

32° , wind: normal, ahead; in the morning (*I hate sporting in the morning*)

By will increasing muscle-pressure on joints and enforcing performance to keep same 20 % better result as wearing the patches.

Result: average speed 27 km/hr, **1:50 hrs**,
same negative physiological side-effects due to higher adrenaline-level because of performing under will and stress → kidney's, pancreas, medulla,
Further strong pain in right knee-joint and triceps / adductores femuri

Test 10: 11th June 05

2 units on 1 day, 1:50 course in 2 times 1:15 hrs,
Maastricht-Heerlen-Landgraaf and back after pauze of 45 min.,
Cold, 13° , windy,
Start 2nd unit difficult because of muscle pain limbs, but no negative influence on stamina and performance, disappeared after 20 min.,

Overall conclusion: Start – performance – pauze – restart – performance – finishing → level of bettering results stays during minimal 5 hours, even if interrupted.



More tests done by customers:

Track 'n' field runner (patches on knees) , → increasing stamina in knees and feet

Long-distance trucker (patches on shoulders) after 2 rides of 1000 miles within 4 days
→ no fatigue clash in shoulders, neck, arms

Therapeutically used by Nutrition Consultant to decrease hunger and support fastening

CONCLUSIONS:

Listening to your body, it says : **Objectively, it works !!**

**Best individual results were found on positions knee (see images),
although NOT used the advised acu-points² (more info on request by nano@balliel.com)**

- Bettering the energy-streaming within and without the cells by supporting the permeability of the mitochondria's;
- 20 – 25 % higher energy-output by simply optimising the body's own energy store's.
- Increasing performance level of ~25 % also reachable without patches, but
- 1st hour: ~ 25 % , 2nd hour: ~ 18 % , 3rd hour: 22 % → adaptive lack in 2nd hour ?
- Individual tests for implementation in personal trainings schedule to be done
- Higher endurance without increase of lactic acid

Cave: steady state aerobic v/s non-aerobic gluco-neo-genesis

Keep discipline in training-scheme

1st hour of course → bettering stamina & performance immediately

Souplesse in muscles, joints & mind after performances → no pain, no (mini) injuries,

→ **No "fatigue clash"** during sport performances, e.g. on the top of a mountain after climbing.

* Advice for starters to let the body get habituated with the effect of the patches

The suggested way to ensure that you obtain the best from the patches is to load the system with one set of patches (1 white and 1 tan color) **for the first 3 days continuously** (no more than 12 hours per day).

Then, **take one day off** and **then do 3 days again** at a stretch.

Following that after one day's rest,

you should go back to the normal dosage of one set one day,
then one day's rest. This allows the body to be fully attuned with the new situation.

Don't forget that for the most vigorous of you, the patches may need to be taped.

The LifeWave™ patches use the same adhesive as used in other "band aid" type products. Sweat and body oils directly effect the ability of the adhesive to grip to the skin.

1. The skin should be clean and dry for general application. This will satisfy most users.
2. Football players apply the patches to the wrist and then tape the wrists to insure that the patches stay in place.
3. Swimmers clean the application spot with alcohol and then apply the patches. The most common application spot is in the "corner" where the shoulder/collar bone come together.
4. Other heavy users (eg: high sweat sports) use wrist band to hold the patches in place.

² Advised acu-points to attach the patches, concerning the found test-results, are on 4 standard points to get your body fully attuned; after 1 week feel free to go to other acu-points, concerning your special training & performance situation; BUT stay under supervision of a health practitioner if you use other points than the officially advised, go to www.lifewave.com/patch_placement.asp . More info on request by nano@balliel.com

**More information, get a test-set of the patches, discuss your experiences,
special advises, individual trainings scheme, overall nutrition advises and supplements**

Feel free to contact **Mr. WMR Balliël – Health Consultant** (RN-EUR, mbr NVHV / NVAV)

nano@balliel.com - phone ++ 31 62 50 78 555 or www.balliel.com (link: nano or pons)